



Over 100, 000 m² factory area

MEGA YOUNG SCREENING TECHNOLOGY CO.,LTD 河南兆扬筛分技术有限公司



Design equipment base on customer specific request

Mega Young Screening Technology Co.,Ltd

Address: No.4 Workshop, 863 Industrial Park, Intersection of Xindong Road and Dongzhuo Road Southwest, Xinxiang City, China

Fahone: 0086-373 2698111

Eax :0086-373 3045038

Website: www.megayoungscreen.com

Email: info@megayoungscreener.com


gyratoryscreen@hotmail.com



Abundant processing equipment



Loading in container for exporation




The head office factory M&Y Screening Technology start producing the screening equipment from 20 years ago, the screening equipment has been used in many industry application such as fertilizer industry, salt industry, plastic industry, grain industry and mining industry etc.

Screener MH-TE36 (right)
For Screening NPK at site



Screener MH-TE36 (Left)
For Screening UREA at site



Screener MP-SE36 (right)
For Screening wheat at site



Screener MH-TC24 (bottom)
For Screening PVC pellets at site



About Us

Mega Young Screening Technology Co.,Ltd is one professional supplier of screening equipment, and offer the following service to customer: 1. Offer the screening solution 2. Design the screening system 3. Installation Guide at site if necessary 4. Material Testing Screening For customer

The biggest advantage of Mega Young Screening Technology is that they could do the unconventional Design base on customer specific Request, and focus the most energy on the designing and developing the screening equipment, especially the rectangular gyratory screener equipment.



CONTENTS

M Gyratory Screener.....	2
MPG Gyratory screener.....	9
Linear Vibrating Screener.....	14
Circular vibrating motion screener.....	16
Trommel screener.....	18
Mesh wire vibration screener.....	20
Round vibrating screen.....	22
Tumbler Screener.....	24
Spare Parts.....	26
Conveyor Equipments.....	27
Company Overview.....	28
Our Service.....	29



M SERIAL GYRATORY SCREENER



Applied for many years by many customer, it proved that selecting our company produced gyrotory screener could get good screening result when meet following case: The material is little pellet , particle or dry fine powders, and the request screening output is large and the screening efficiency and screening precision is high.


The working principle of this screener like people screen the material by hand. The screening precision, screening efficiency and service life of screen mesh will be several times of other vertical vibration screener. The rotary exciter force the screener do the reciprocating gyrotory movement on one horizontal plane, the strong exciting force and large amplitude will

distribute the material and let the material cover the screen deck evenly, so we could make full use of the screen area and enlarge the capacity of the equipment. This equipment could screening most kind of pellet material, solid particle material, powder material and fine material, especially the some material that other type screen could not handle.

Gyrotory screener own following features:

Large capacity, high screening precision, operation steady, no vertical vibration, low noisy.

Judge from installation method, it include the suspension type and pedestal type, Judge from deck layer number, gyrotory screener could be with single layer screen deck or multiple layers of screen deck, this screener equipment could screen out several kind size material one time via selecting proper screen mesh, and it is easy for replacing the worn out screen mesh, and the maintenance and operation is not complicated. It is mainly applied in agriculture, food, chemical, sugar, ceramic, medicine, metallurgy, mineral, building material, mining and paper making industry, it could substitute some traditional vibration screener in this industry.

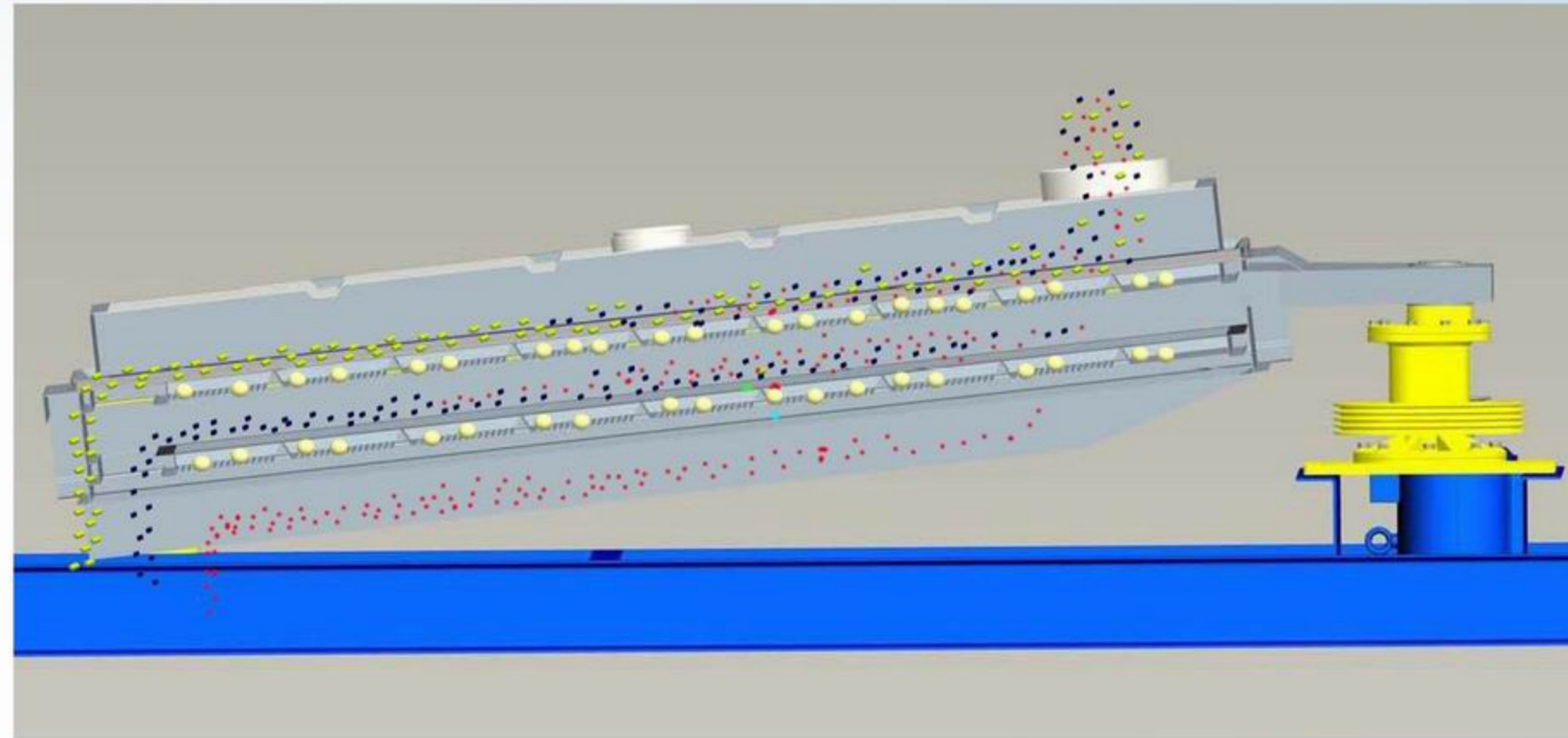
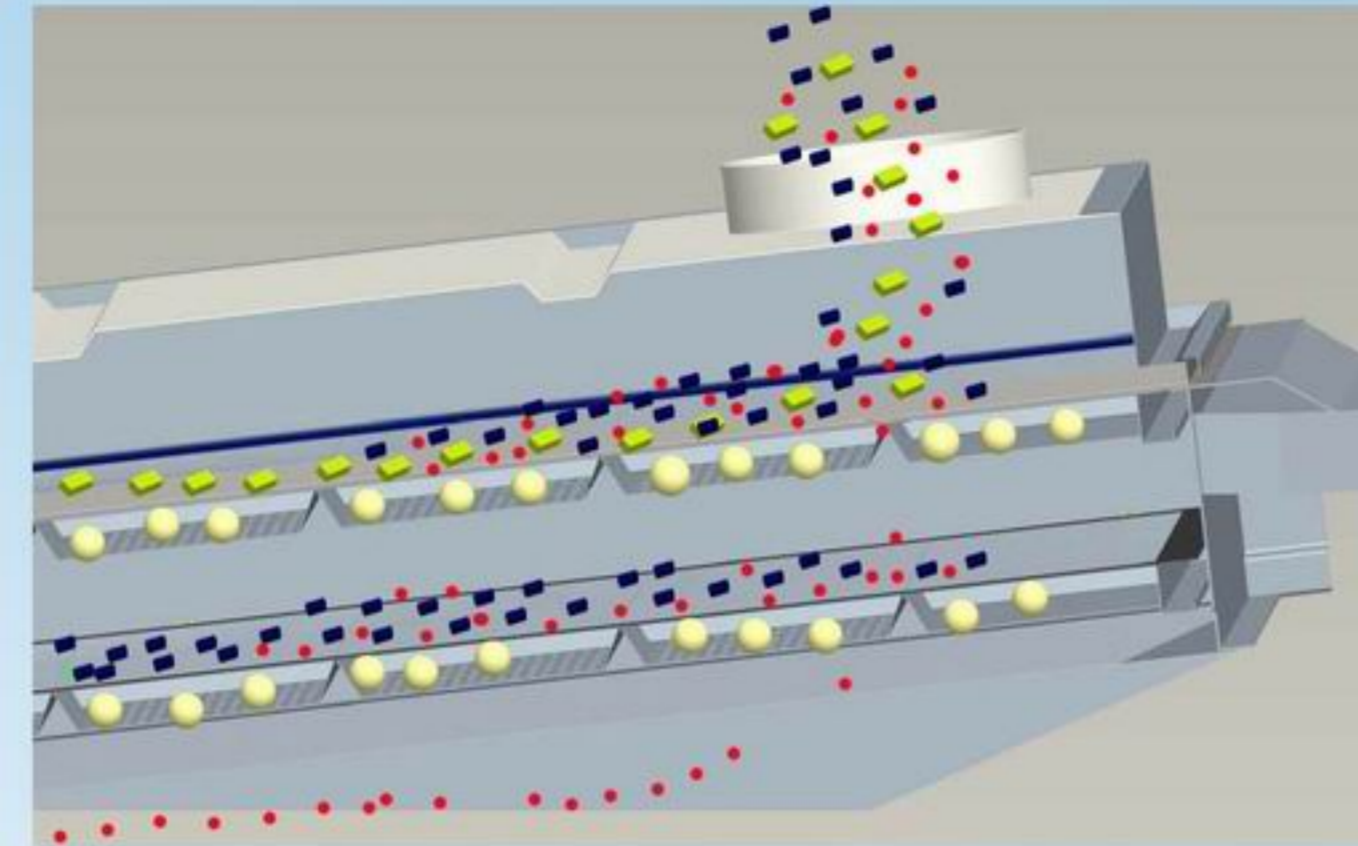




MEGA YOUNG
兆扬

Screening principle

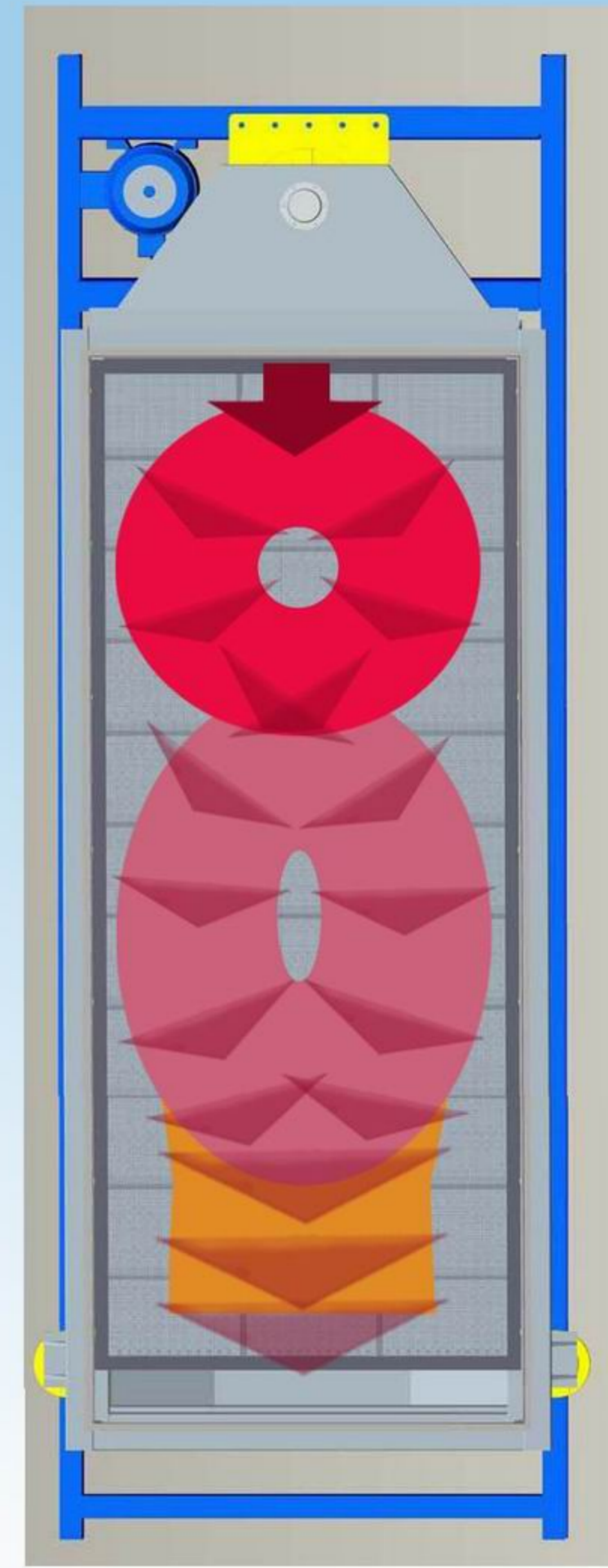
Material been feed onto first layer of screen deck, the material move toward the outlet against the screen mesh, along with the material flow, the material whose dimension larger than aperture size of screen mesh will be keep on the screen surface all the time until



flow away from the oversize material outlet, the material whose size less than mesh aperture size will pass through the screen deck and fall on the lower layer screen deck, it is into the next stage screening work, and then complete the screening work.

Advantage:

Because the slope angle of the screener is little, compare with large slope screening equipment, the projection of screen aperture on level ground is much near the actual screen aperture size, so the screened material could meet the requirement on the actual size.



Material flow path

During screening, the material movement track is varied, we could take the complete screening process from feeding to outputting as three stages:

Stage 1: Under the screen box gyratory circular movement, the material will be distributed evenly on the whole width of the screen deck after material feed into the inlet of the screener, some little size material start pass through the screen deck. In this stage, it is mainly for distribute the material.

Stage 2: Along with the material flow toward the outlet, the material movement track will become elliptical. In this stage, the material bed has been cover the screen deck evenly, and the thickness is suitable for screening, so the equipment could screen the material adequately in this stage.

Stage 3: In this stage, the material flow has been near the screen outlet after stage 2, the material screening work almost be finished after previous 2 stages, the material movement track will become linear from elliptical gradually, the material movement distance will be shorter, so the material over screen aperture size will flow toward the outlet soon.

Features:


Screener is low frequency screener with large amplitude, and the inlet is on the end where there is the rotary exciter driver, the gyratory movement effect is very strong on the driving section end, so the material will be distributed evenly on the screen deck with very short time and travel distance, it is good for next stage for screening, for this stage, we save one vibrating feeder for distribute material bed.



MEGA YOUNG
兆 扬


Fast structure

In order to inspect and maintenance the gyratory screener easily, the M series gyratory screener adopt fast clamp for top cover and fast spring clamp for mesh fasten.



MEGA YOUNG SCREENING TECHNOLOGY CO.,LTD


Fast clamp on cover is easy for fastening and loosen




Screener deck
The deck consist of the ball, support deck mesh, frame, spring clamp, seal, top mesh



The guid bar on the material discharge end



Loose and fasten the mesh via one little device



The seal under the screener deck

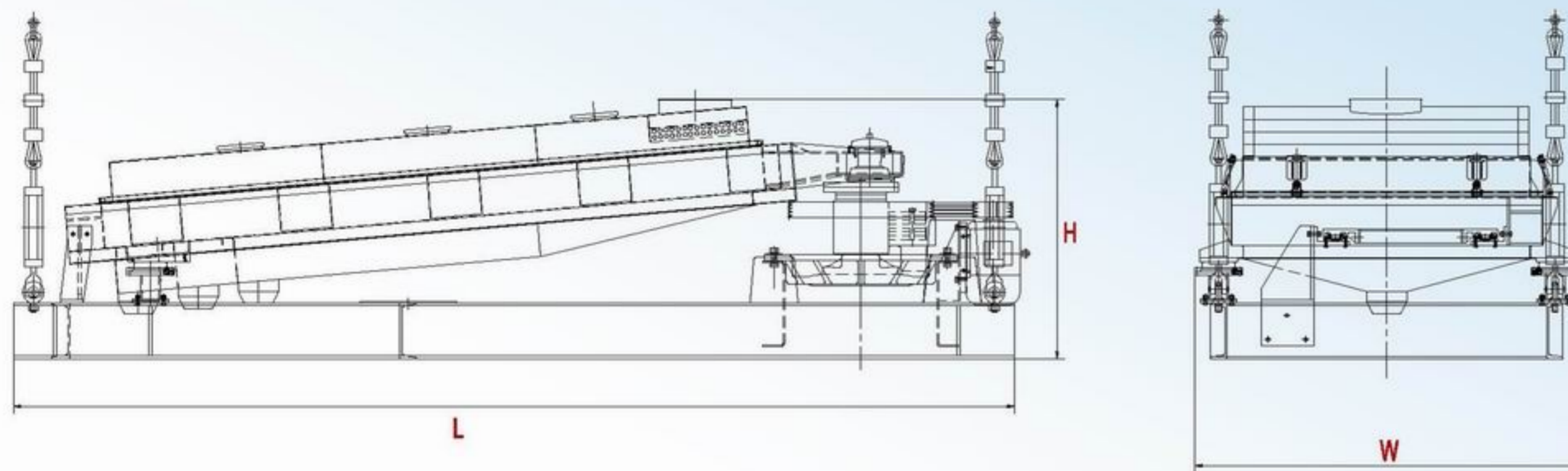


Specific Design

As we know, the customer have specific request on the screener equipment refer to many factors such as the upstream equipments, downstream equipments and the installation room etc. They need consider the shape, dimension, position of the inlet and out for connecting the upstream equipments, downstream equipments well, need consider the dimension (length, height, width) of the screener for making sure the screener could be set up into the installation room, they need consider the structure material, the color, the mesh material etc.

Following is the reference M series gyratory screener parameter sheet

Parameter sheet



MH GYRATORY SCREENER PARAMETER									
Layer No.	Model	Frequency	Stroke	Capacity	Power	Dimension (mm)			Weight
		r/min	mm	m ³ /h	kW	L)	W	H	kg
1	MH-A14	180_260	50	4~10	2.2	3000	1390	1266	1420
	MH-B20	180_260	50	5~13	3	3700	1490	1332	1674
	MH-C24	180_240	60	8~20	3	4100	1680	1376	1842
	MH-D30	180_220	60	10~25	4	4800	1980	1442	2254
	MH-E42	180_220	88	17~40	5.5	6000	2250	1574	2981
2	MH-TC2 4	180_240	60	6~15	4	4100	1680	1506	2012
	MH-TD3 0	180_220	60	8~18	4	4800	1980	1572	2430
	MH-TE4 2	180_200	88	15~35	5.5	6000	2250	1704	3175
3	MH-SC2 4	180_220	60	5~15	4	4100	1680	1638	2132
	MH-SD3 0	180_200	60	8~18	5.5	4800	1980	1693	2650
	MH-SE4 2	180_200	88	15~33	7.5	6000	2250	1807	3438

MPG GYRATORY SCREENER



Introduction

The MPG Gyratory Screener is one new structure screening equipment, it is similar with the MH model gyratory screener, they have the same working principle, gyratory motion path and the similar industry application such as urea, salt, sugar, sand powder and stone powder etc.

As usual for other screening equipment, one layer deck have one piece complete deck, but for MPG model screener, one layer deck could be consist of 1-8 pieces little panel deck, and each little panel deck is independent.

Compare with MH model Gyratory screener, we could open the screener box from two side of the screener box, and replace the screener deck from two side of the screener box two, it could save the room on the vertical direction.

The most advantage as following:

1. One people could finish the mesh replacing work, save labor and safe
2. The mesh replacing time is very short, reduce the machine stop time
3. Do not need large area for maintenance, saving the building area



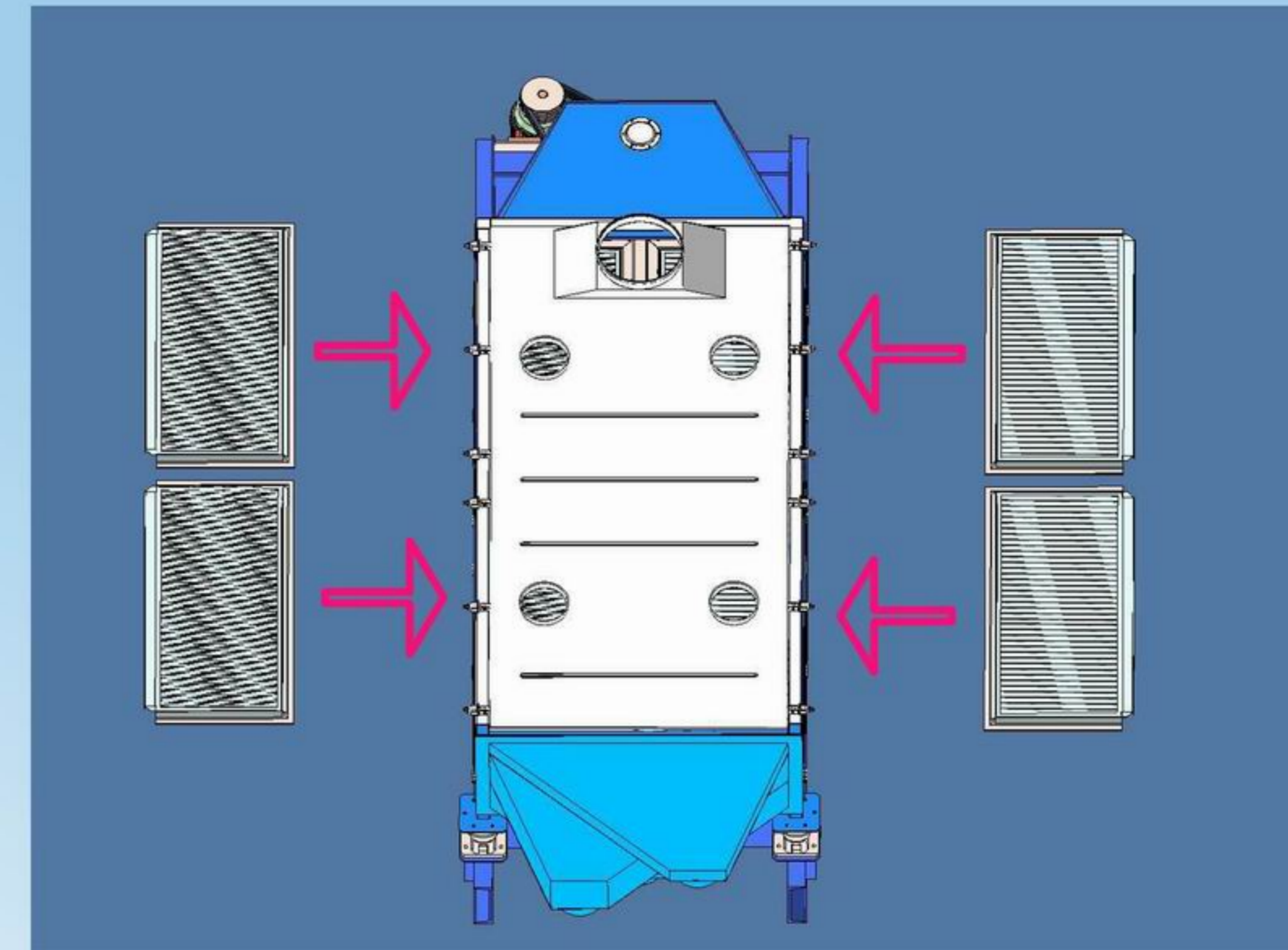
MEGA YOUNG
兆 扬

Purpose of MPG Gyrotory Screener

The customer may meet following problems when screening little particle material or powder material when adopt some other model vibrating screener


1. The material abrasibility is very strong, it could wear out the screen mesh easily, the service life of the screen deck is short, and customer need always renew the screen mesh.
2. The screen mesh aperture and wire diameter is very thin, the customer need often replace the worn out screen mesh.
3. The screening application request is very strict, no matter the screen mesh worn out, the customer need renew and inspect screen mesh situation periodical.
4. Need one screener to meet multiple screening purpose: For example, after working several days or hours, customer need to take another different aperture size mesh to replace the screen mesh in equipment for screening another kind material, and the replaced screen mesh could be store for next time application, customer need always change the screen mesh aperture to meet their request on many kind size material, and could not damage the replaced screen mesh every time.
5. There is the limited on installation room, it is not convenient when renew the screen mesh because there is not too much space around the screener equipment.

If the customer meets above screening situation, the MPG model Gyrotory screener could solve above problem




It is MPG gyrotory screen deck installation drawing as left pictures.

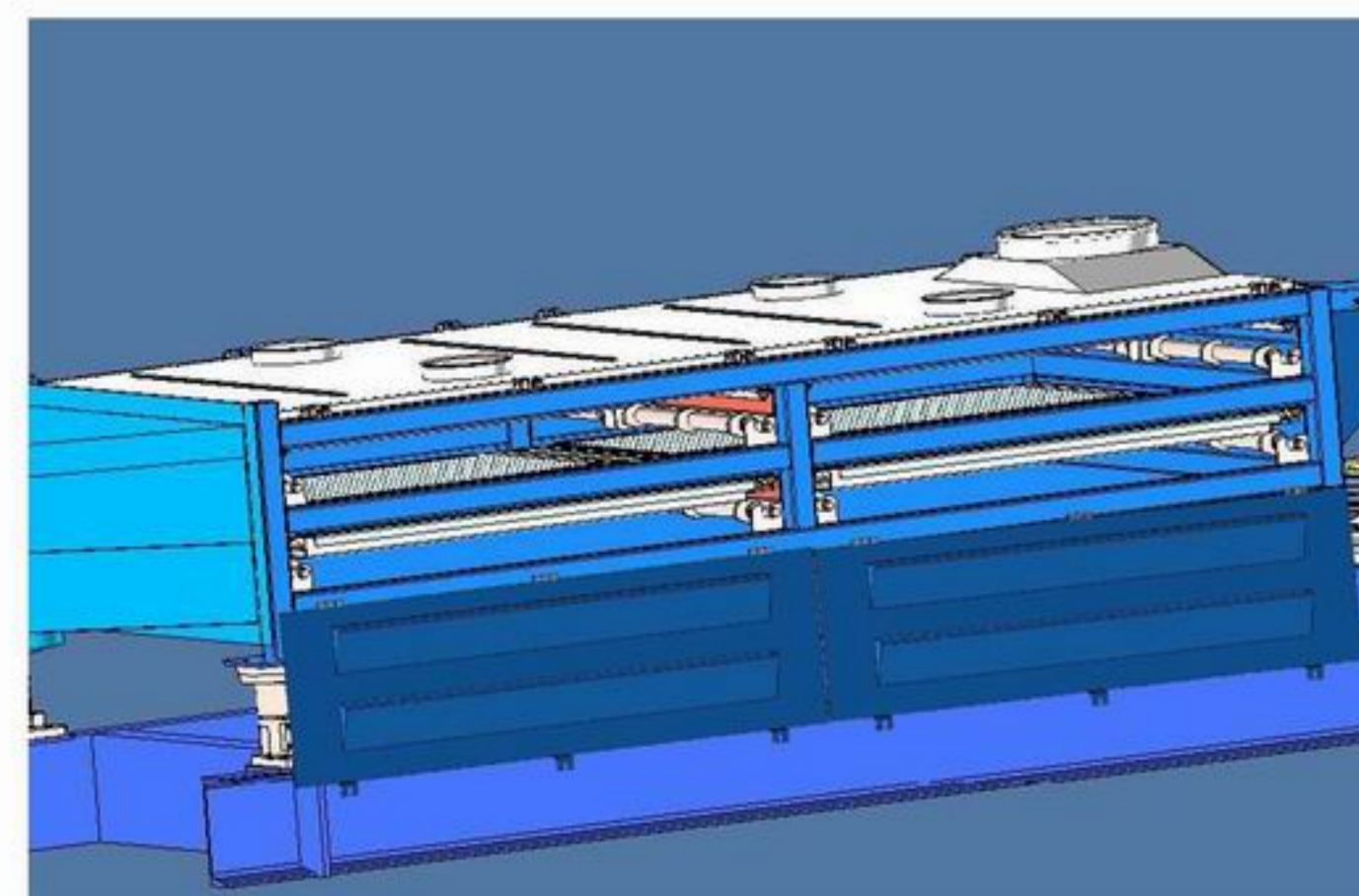
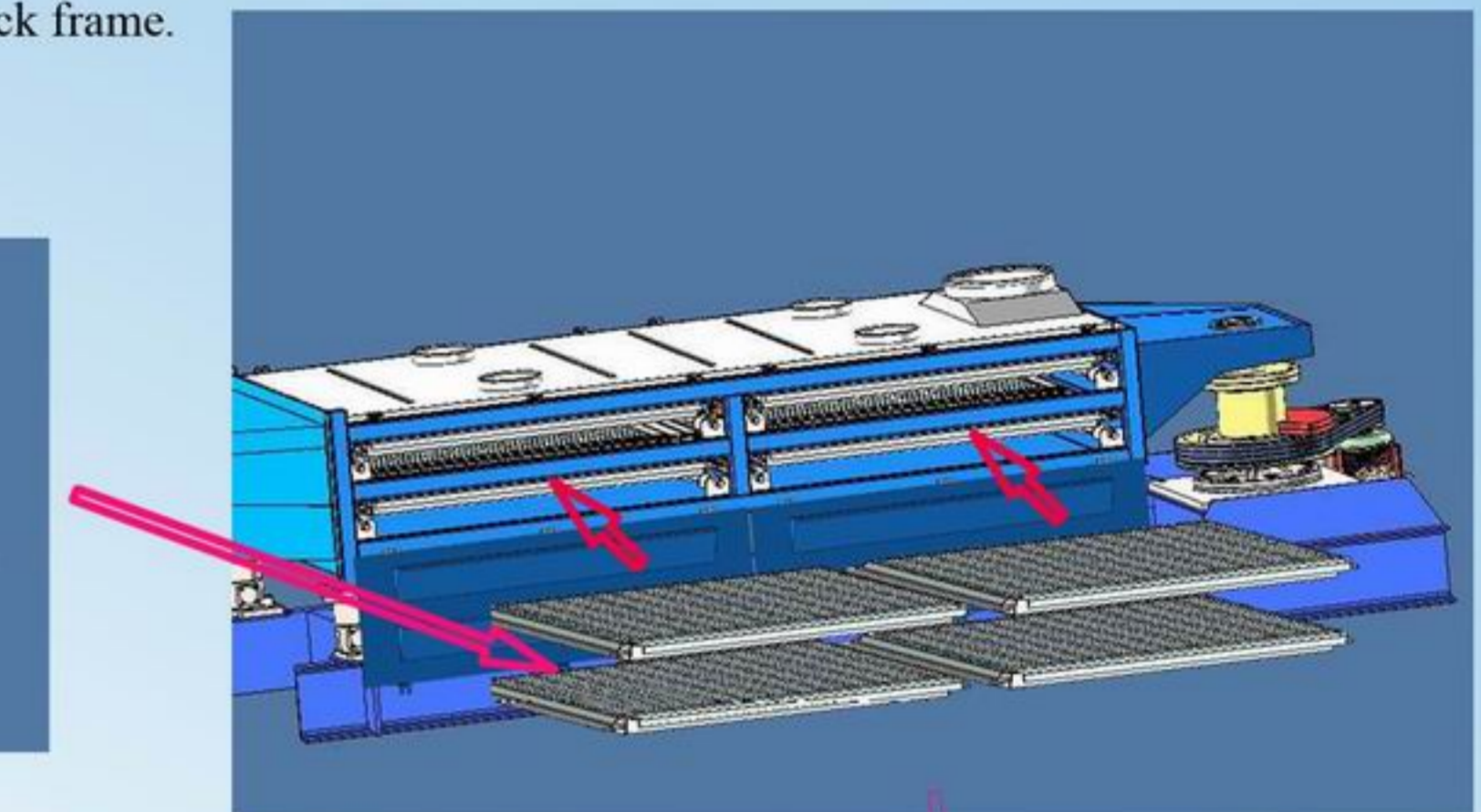
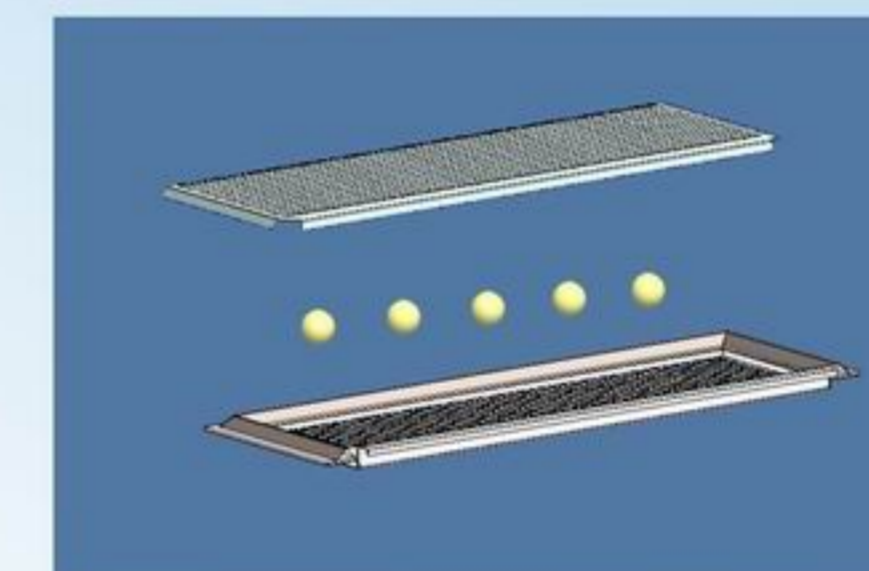
Could set up the screen deck from two side of screener box at the same time.



Each layer deck is one complete one for normal screener, but one layer deck could be divided into 2-8 independent little decks for MPG gyrotory screener, so the area and weight of each little deck will be 1/8-1/2 of one complete layer deck, so one operator could finish the work for changing mesh, and just need move out the worn out screener deck, it save the cost for maintenance and operation.

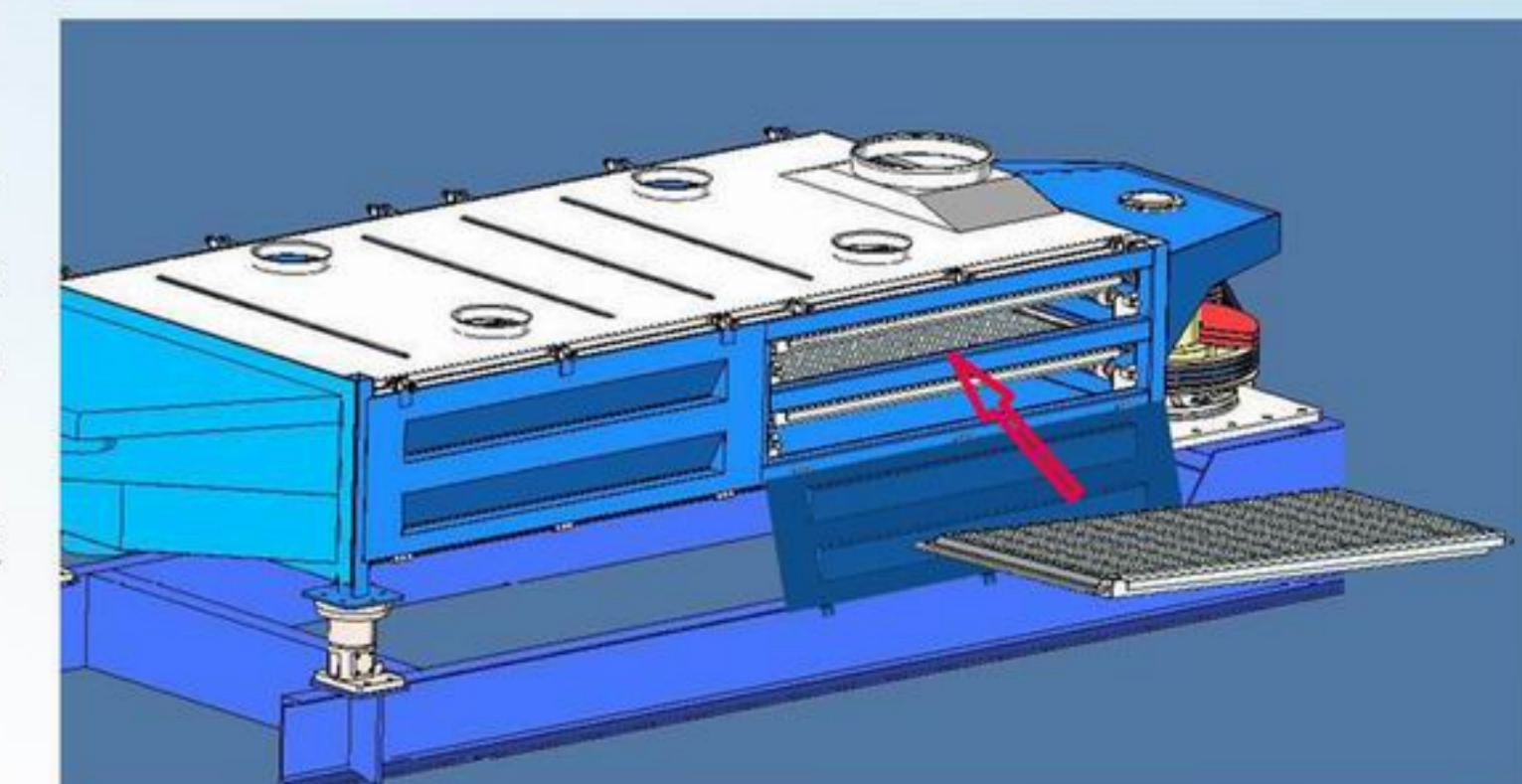


Put the new screen mesh or changed screen mesh and self-cleaning ball on the support deck frame.



We do not move away the top cover when we maintain the MPG screener or change the screener mesh, just need open the side gate for maintenance or mesh changing. The side gate all is mount on the screener and we do not need removing the side gate. The operator do not need holding up the screener deck, we do not need moving upstream and downstream equipments and connections else. The top screener deck and bottom screener deck also is independent with each other, we also could change the bottom screen deck and do not remove the top screener deck. So the whole process is safe, do not do any extra work.

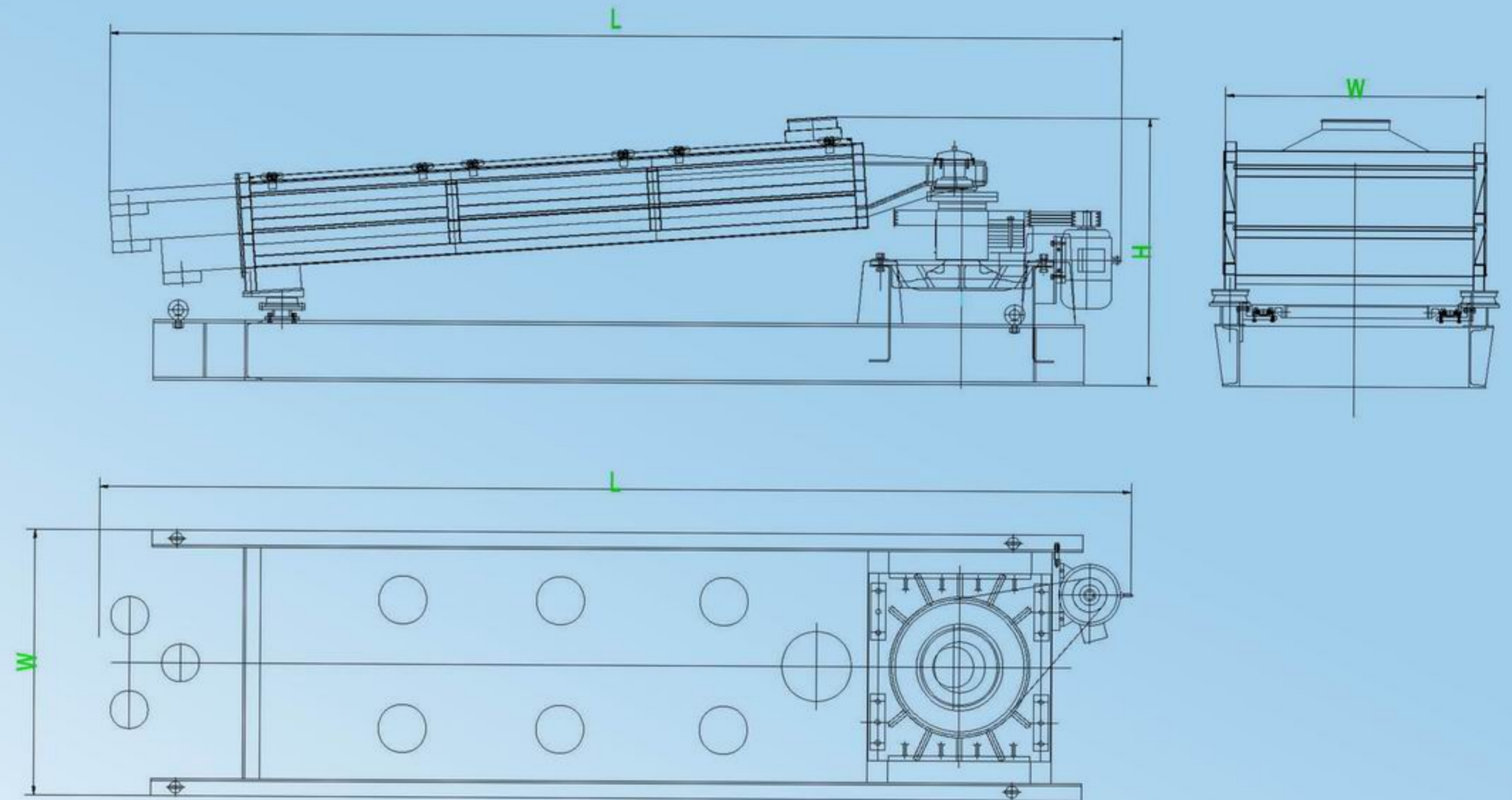
Open the side gate of the screen box, put into the screen deck along the fasten device, then rotary the fasten device to fix the screener deck, lock the side gate via fast clamp at last. The whole operation process is simple and easy, and could save much time.





MGP Gyrotory Screener
Test running in workshop


MPG Gyrotory Screener Parameter and outline



The self-cleaning ball could be rubber , silica gel, Polyurethane, that could meet different industry request.



One operator could finish the mesh changing work, it is safe and save labor.



The screener panel width usual is the 1/2 of screener equipment width, the screener pannel length is the 1/2 to 1/4 of the screener equipment length, it save more installation room.

MPG type gyrotory screener sifter is mainly for screening some kind material with strong abrasiveness, or the screener mesh aperture is very little, the mesh is easy been worn out and need always replace the screen mesh, for example the garnet powder, limestone powder, metal powder and some high density particle material and powder material.

MPG series gyrotory screener sifter is much better for following industry application: In some industry application process, the customer need change the working screen mesh regularly base on request production size or color, for example different color PVC pellet or different size silica sand.

MPG TYPE GYRATORY SCREENER

	Model	Frequency	Amplitude	Capacity	Power	Outline (mm)			Weight
		r/min	mm	m ³ /h	kW	(L)	(W)		
1	MPG-A14	180-220	50	4~10	2.2	3477	1120	1326	1470
	MPG-B20	180-220	50	5~13	3	4065	1320	1326	1724
	MPG-C24	180-220	60	8~20	3	4463	1520	1333	1902
	MPG-D30	180-220	60	10~25	4	5095	1820	1340	2344
	MPG-E42	180-220	88	17~40	5.5	6293	2120	1345	3021
2	MPG-TC24	180-220	60	6~15	4	4463	1520	1508	2125
	MPG-TD30	180-220	60	8~18	4	5095	1820	1529	2446
	MPG-TE42	180-220	88	15~35	5.5	6293	2120	1532	3266
3	MPG-SC24	180-220	60	5~15	4	4715	1520	1706	2368
	MPG-SD30	180-220	60	8~18	5.5	4350	1820	1727	2860
	MPG-SE42	180-220	88	15~33	7.5	6545	2120	1730	3520




MEGA YOUNG 兆扬

Linear vibrating motion screener

Introduction

The screen box of the linear vibrating screen makes self-synchronous rotation along the opposite direction depending on double vibration motors, which makes the whole linear vibrating screen machine supported on damper do linear motion. Materials go through the screen loosely and move forward after falling into the screen box from inlet and then finish the separating work finally.

The linear vibrating screen machine is composed of screen box, vibration motor, damping system and chassis. The screen box consists of chute, roof, screen frame, screen plate (mesh), wire gauze.



Application

The screener could be horizontal and inclinde, The mesh aperture could be 100mesh to 100mm, Ti could be for scalping, grading and removing fines. In many industry application, the linear vibrating screener is inclinde as one primary screener for scalping, for this application, the structure is simple but with large capacity.

The screener always be fit with self-cleaning ball for when it is horizontal model for finnal production screening.



Metal try for self-cleaning ball



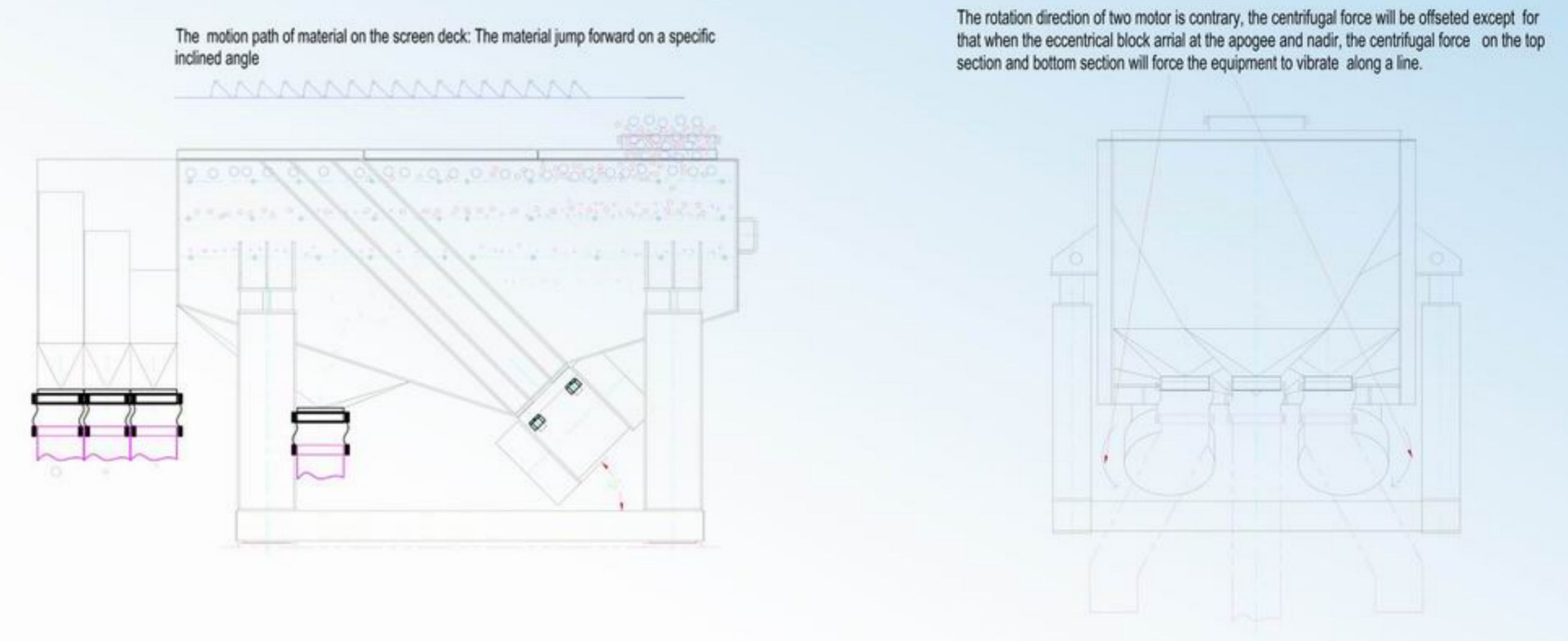
Mesh fixed device which is easy to handle

Parameter

Model	Layer	Power (KW)	Deck Size	Frequency(times/min)
ZSF—612	1—5	0.5—1.5	600×1200	1460/960
ZSF—520	1—5	0.5—1.5	500×2000	1460/960
ZSF—525	1—5	0.5—1.5	500×2500	1460/960
ZSF—1020	1—5	1.5—3.0	1000×2000	1460/960
ZSF—1025	1—5	1.5—3.0	1000×2500	1460/960
ZSF—1030	1—5	1.5—3.0	1000×3000	1460/960
ZSF—1224	1—4	1.5—3.0	1200×2400	1460/960
ZSF—1525	1—3	1.5—3.0	1500×2500	1460/960
ZSF—1530	1—3	1.5—3.0	1500×3000	1460/960

Features

1. Installation work and operation work is easy
2. Maintenance cost is low
3. Application scope is wide, could be used in chemical, food, mineral etc industry
4. Service life is long
5. Operation is smooth





Circular Vibrating Motion Screener

Introduction

Circular Vibrating Screen is a kind of new and highly effective vibrating screen which can

be designed with multiple layers. It is composed of screen box, screen mesh cloth, suspension (or support) device, bottom frame and motor. Circular vibrating sieve is available for smelting , quarry , coal preparation, ore dressing, energy, power, chemical, construction material industries.

Advantages and Features

- 1.Simple structure, easy maintenance, stable operation, high production yields;
- 2.Adopt punching sieve or steel sieve mesh in order to prevent blockage;
- 3.Sieve beam and screen box adopts high strength bolt connection, no welding processing;
4. Adopt perforated sieve plate to prolong mesh service life and prevent mesh blockage;
- 5.Rubber vibration spring to reduce noise pollution and provide smooth vibration operation;
- 6.Large dip angle structure enables high screening efficiency and handling capacity;
- 7.Hooked riveting with lock rivert, advanced structure; sturdy and durable.
8. Adopt special configuration, conform to personalized needs of the customer and meet the needs of different industries to achieve the best screening goal.
- 9.Motor brand can be domestic or imported: Yutong, Shuangyu, ABB, Siemens, WEG etc;
- 10.Bearing brand can be domestic or imported: C&U, LYC, HRB , WZS, FAG, NSK, SKF etc.



Parameter

Model	Layer	Screen Surface Area (m2)	Angle	Aperture Size (mm)	Material Size (mm)	Capacity (t/h)	Frequency (rpm)	Double Amplitude	Power (kW)
YA1236	1	1200*3600	20°	6-50	≤200	80-240	845	9.5	11
2YA1236	2	1200*3600	20°	6-50	≤200	80-240	845	9.5	11
YA1530	1	1500*3000	20°	6-50	≤200	80-240	845	9.5	11
YA1536	1	1500*3600	20°	6-50	≤200	100-350	845	9.5	11
2YA1536	2	1500*3600	20°	6-50	≤400	100-350	845	9.5	15
YA1542	1	1500*4200	20°	6-50	≤200	110-385	845	9.5	11
2YA1542	2	1500*4200	20°	30-150	≤200	110-385	845	9.5	15
YA1548	1	1500*4800	20°	6-50	≤200	120-420	845	9.5	15
2YA1548	2	1500*4800	20°	6-50	≤200	120-420	845	9.5	15
YA1836	1	1800*3600	20°	30-150	≤200	140-220	845	9.5	11
2YA1836	2	1800*3600	20°	30-150	≤200	140-220	845	9.5	15
YA1842	1	1800*4200	20°	6-150	≤200	140-490	845	9.5	15
2YA1842	2	1800*4200	20°	6-150	≤200	140-490	845	9.5	15
YA1848	1	1800*4800	20°	6-50	≤200	150-525	845	9.5	15
2YA1848	2	1800*4800	20°	6-50	≤200	150-525	845	9.5	15
YA2148	1	2100*4800	20°	6-50	≤200	180-630	748	9.5	18.5
2YA2148	2	2100*4800	20°	6-50	≤200	180-630	748	9.5	22
YA2160	1	2100*6000	20°	3-80	≤200	230-800	748	9.5	18.5
2YA2160	2	2100*6000	20°	6-50	≤200	230-800	748	9.5	22

Sand blasting





MEGA YOUNG
兆扬

Trommel Screener

Introduction

Trommel screen is composed of motor, reduction unit, cylindrical drum, screen frame and sealing cover. Cylindrical drum screen is normally elevated at an angle at the feed end.

Features


1. Functions: configured for classification, screening, grading
2. Type: open type, closed type, shaft type, shaftless type
3. Construction: carbon steel, stainless steel

Working Principle and Application

When materials flow towards along the inclined rotating drum, materials jump and roll, the undersized material smaller than the screen apertures will pass through the screen wire mesh. At the same time, the oversized material will pass out at the other end of the drum. Trommel screen sieve is applied to compost, chemical, coal, construction, gold mine, plastic, recycling, metallurgy, mineral-selecting, agriculture etc.

Advantages and Features

1. Steady and smooth operation, low noise and low energy consumption
2. Simple structure with easy maintenance, long service life, less blockage
3. Suitable to separate various materials especially poor quality of coal and coal slime
4. Trommel screen sieve can be sealed designed, no dust pollution



Parameters

Model	Length Range	Segment No.	Aperture Size	Power (Kw)	Inclined Angle	Max. Material Size
GTSφ600	2-4m	1-2	5-35mm	2.2-3	0-7°	50mm
GTSφ800	2-5m	1-3	5-40mm	3-5.5	0-7°	60mm
GTSφ1000	2-6m	1-4	5-50mm	4-7.5	0-7°	80mm
GTSφ1200	3-8m	1-4	5-60mm	5.5-11	0-7°	100mm
GTSφ1500	3-10m	1-5	5-60mm	7.5-15	0-7°	150mm
GTSφ2000	4-12m	1-5	5-75mm	7.5-18.5	0-7°	180mm
GTSφ2500	5-12m	1-6	5-90mm	11-18.5	0-7°	200mm



Mesh Wire Vibration Screener



ZSW Mesh Vibrating Screen

ZWS Mesh Vibrating Screen are commonly used as Primary and Secondary Product Screens. The upper deck has a larger mesh designed for removing oversize particles from the product flow where it can be removed to the crusher for recycling back into the process.

The lower screen separates product size from fines, that are also sent back into the recycle or used for seed product to the granulator. A separate discharge flange sends the product size material for further processing.

ZWS mesh vibrating screen takes vibration motor as vibration source to drive screen mesh and frame vibration, which achieve the material classification. ZWS mesh vibrating screen is consist of feeder, hopper and vibrating mesh devices. The material is spread evenly to the screen surface by the feeder, then separated into oversize product and undersize (take single screen as example). The mesh vibrating screen takes vibration motor as vibration source to drive screen mesh and frame vibration, which achieve the material classification. The amplitude of the screen machine can be adjustable to adapt to the different material classification. The vibration of the screen, on the one hand, can prevent the mesh plug, on the other hand can make material jump forward to achieve classification, that is why the mesh vibrating screen has high screening efficiency.

Parameter

Model	Screen mesh					Feeding size (mm)	capacit y (t/h)	Cycle (l/min)	Double Amplitude (mm)	Vibrat ing angle (°)	Vibrating Motor		Weight (KG)
	Layer	area (m ²)	slope (°)	Aperture size (mm)	struct ure						Power (KW)	Exicting force (KN)	
ZWS1230	1	3.6	37	10×40	Weav e	≤60	30-35	1450	3-5	90	0.75×2	16×2	1623
2ZWS1230	2	3.6	33	top: 4×50 bottom: 1 4×50	Weav e	≤60	30-35	1450	3-5	90	0.75×2	16×2	2300
ZWS1245	1	5.4	37	top: 4×50 bottom: 1.4×50	Weav e	≤60	45-60	1450	3-5	90	0.75×3	16×3	2631
2ZWS1245	2	5.4	37	top: 4×50 bottom: 1.4×50	Weav e	≤60	45-60	1450	3-5	90	0.75×3	16×3	3612
ZWS1260	1	7.2	20	4×25	Weav e	≤60	60-90	1450	3-5	90	0.75×4	16×3	3290
2ZWS1260	2	7.2	37	top: 4×50 bottom: 1.4×50	Weav e	≤60	60-90	1450	3-5	90	0.75×4	16×3	4532



The round screener is usual for screening powder material and filter liquid material, the mesh aperture size is very fine, the mesh cleaning device is one very important for increasing the screening effective when screening powder material.

The mesh cleaning methods include two ways, Ultrasound (as left pictures) and self-cleaning balls (as right pictures).



Parameter

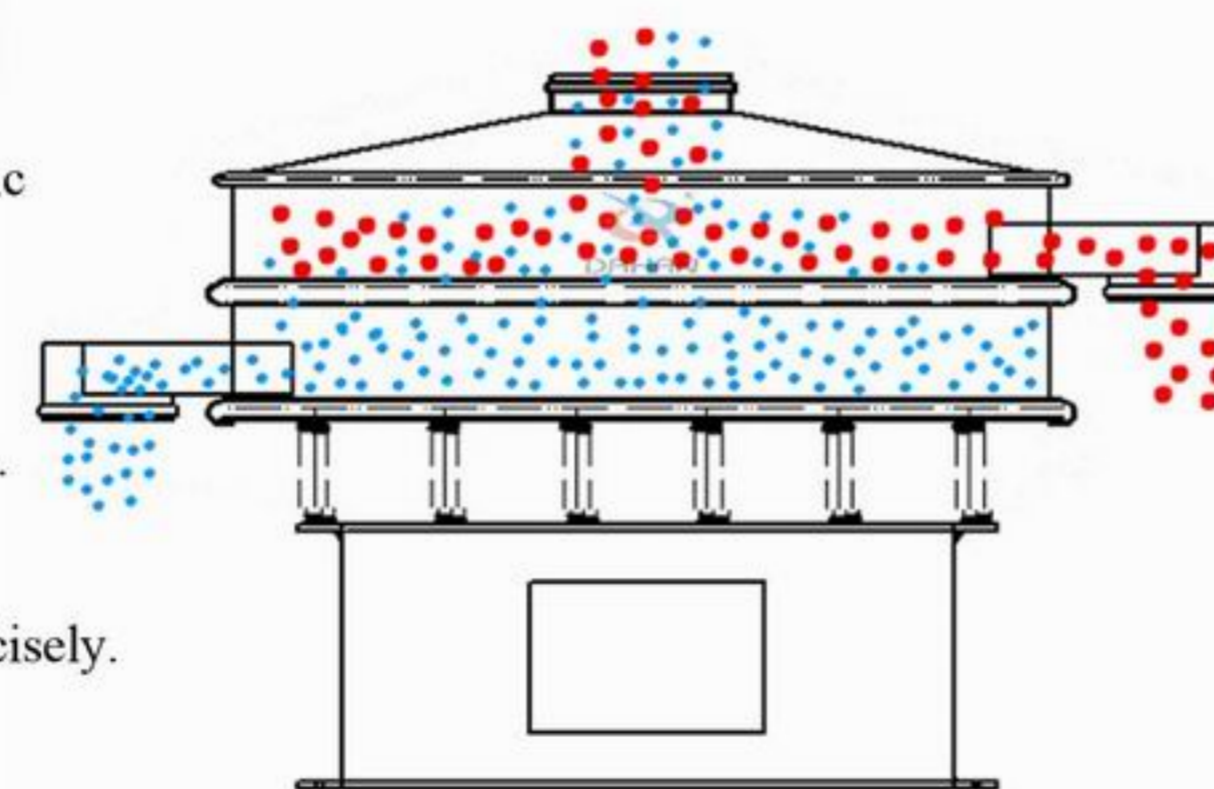
Model	Nominal Diameter (mm)	Screen Diameter (mm)	Screen Surface Area (m3)	Feeding Size (mm)	No. of Layers	Frequency (rpm)	Power (Kw)
XZ - 400	400	340	0.09	<10	1 - 3	1500	0.18
XZ - 600	600	530	0.22	<10	1 - 3	1500	0.25
XZ - 800	800	720	0.4	<10	1 - 3	1500	0.55
XZ - 1000	1000	900	0.63	<10	1 - 3	1500	0.75
XZ - 1200	1200	1100	0.95	<10	1 - 3	1500	1.1
XZ - 1500	1500	1400	1.5	<10	1 - 3	1500	1.5
XZ - 1800	1800	1710	2.3	<10	1 - 3	1500	2.2
XZ - 2000	2000	1910	2.86	<10	1 - 3	1500	2.7

XZ Round Vibrating Screen is a kind of special and high precision screening and separating machine. The round vibrating screen is generally used for kinds of dry, wet and geometrical shapes material for sieving and separating. The granulation, powders and liquid can be separated into different size continuously through the different sieve mesh to achieve the material needed.

The round vibrating screen has vertical type motor as excitation source, and the motor has eccentric block at the top and bottom which makes the rotating of motor convert horizontal, vertical and inclined three-dimensional motion. Then the motor pass the motion into screen mesh and make the material diffuse outward gradually. Because of that, we call it round vibrating screen machine.

The round vibrating screen has the advantage of long running track and high-usage screen.

Adjust the phase angle of eccentric block can change the motion track to separate the material precisely.



After starting, the eccentric block at the top and bottom of motor will generate a composite inertial force which force the screen rotary moving. The vibrating screen frame make reciprocating motion continuously under the shaking of motor and forward the screen mesh move cycling. The material on screen mesh made directional movement with screen box. In the process of moving, the material smaller than mesh size pass the mesh and fall to the under layer which called undersize, and the material bigger than mesh size separated through outlet, then the separating is completed. The function and running track of round vibrating screen as follows.







Tumbler Screener

MEGA YOUNG
兆扬

Tumbler round vibrating screen is also called round rotary vibrating screen, which is a low frequency rotary vibrating screen modeled on manual operation screen. The working principle is instantaneous motion composition of radial displacement and circular motion taking radial displacement as axis (spiral motion). There vibration exciter whose eccentric can be adjusted generates nonlinear three-dimensional movement. While the material also generates the motion which is similar to manual operation to achieve the screening purpose. The motion matching up other screen parts can reach much better screening effect. The material is suitable for Spherical, cylindrical, sheet and irregular shape even if it is easy to block the screen mesh.



Self-cleaning ball structure for Anti-blocking



Ultrasonic deck structure for anti-blocking

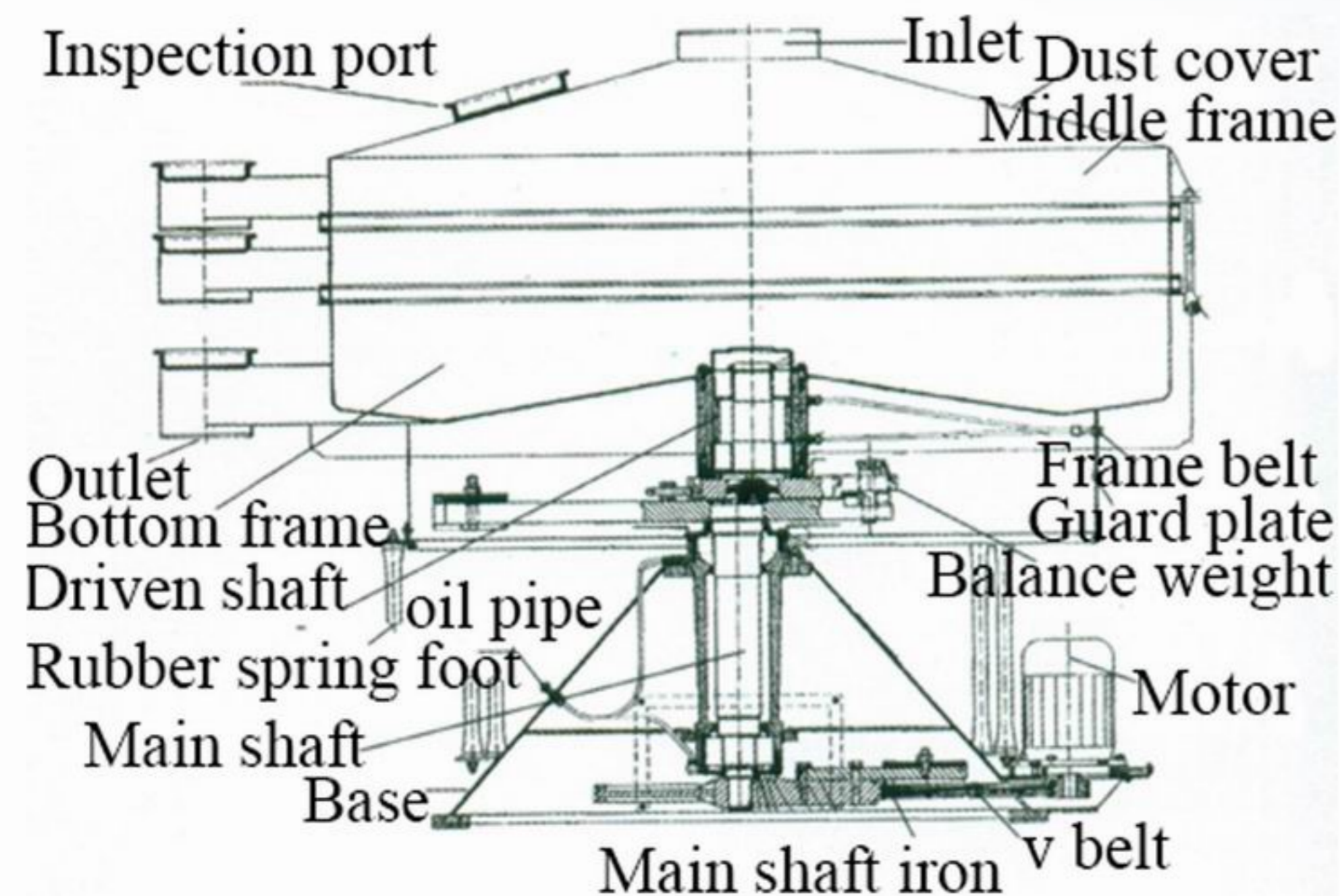
Features

1. Basic rotary motion is similar to manual screening. The eccentricity can be adjustable from 25 to 40mm, low -speed V-belt drive is adjustable from 120 to 360rpm.
2. Each product dwell time can be adjusted by radial and tangential angle in the direction of driving axis .
3. Therefore, establishing the horizontal and throwing three-dimensional rolling movement, materials are evenly dispersed on the entire sieve surface from the center to the outer edge, and thus spread towards the axis by spiral movement. Small particles are separated completely in the whole sieving process.
4. The horizontal and vertical acceleration are increased with the movement of the particles and then the particles which are close to mesh size will be successfully separated. The larger particles are transported to the exit, the flow can be controlled by a regulated oriented device at the exit, the oriented device is another factor which controls the dwell time of the materials.
5. The process is repeated in each screen deck.

Parameters

Model	MYS1000	MYS1200	MYS1600	MYS2000	MYS2600
Dia.	1040 mm	1250 mm	1580 mm	1880 mm	2650 mm
Screening area	0.76 M2	1.1 M2	1.8 M2	2.6 M2	5.3 M2
space requirement	1.8 M2	2.5 M2	3.9 M2	5.6 M2	9.6 M2
Layers	1-5	1-5	1-5	1-5	1-5
Power	1.5 KW	2.2 KW	3.0 KW	4.0 KW	5.5 KW
Machine base	900 mm	1100 mm	1340 mm	1340 mm	1940 mm
Height of single layer	1155 mm	1480 mm	1480 mm	1500 mm	1580 mm
Weight of single layer	490 KG	700 KG	980 KG	1050 KG	1900 KG
Height of 2 layers	1280 mm	1640 mm	1640 mm	1660 mm	1710 mm
Weight of 2 layers	535 KG	770 KG	1060 KG	1140 KG	2000 KG
Height of 3 layers	1400 mm	1800 mm	1800 mm	1820 mm	1840 mm
Weight of 3 layers	580 KG	840 KG	1140 KG	1230 KG	2100 KG

Structures





MEGA YOUNG
兆 扬

Spare Parts

Minimize unscheduled downtime, extend the life of your screening equipment, and improve the performance of your separation equipment. Offering genuine original equipment manufacturer (OEM) parts, competitive pricing, and quick turnaround, Mega Young is your one-stop shop for parts & service.

There are some parts on the screener maybe will be worn out after serial months operation, such as the cleaning ball, the mesh etc. In order the guarantee the screening efficiency and the screening accuracy, the customer need to replace the worn out parts.

The customer could buy some or assemble some spare parts from their local market, they also could buy spare parts from our company, please inform us the equipment serial number and the spare parts name when they buy the spare parts from our part, we could the check the equipment record base on the equipment serial number and then find out the right dimension and material spare parts. The every sold equipment have one unique number one the data plate.

The normal spare parts include the self-cleaning ball, seal, flexible connection, graphite support, fasten clamp of cover and mesh etc.

Fast clamp



Mesh clamp



Flexible connection



Self-cleaning ball



High temperature silica gel ball

Rubber ball

Abrasion resistant Polyurethane ball

Food grad Silica gel ball

Mesh



Graphit support



Seal for round vibrating screener




Conveyor Equipment

MEGA YOUNG SCREENING TECHNOLOGY CO.,LTD

Belt conveyor



Chain conveyor



Vibrating feeder



NE chain bucket elevator



TDG belt bucket elevator



Idler



Tripper



Screw Conveyor





Company Overview

MEGA YOUNG
兆扬

Our team




Machining workshop
(Left)

Cutting workshop
(Right)



Assembly workshop
(Left)



CE Certificate



ISO Certificate

Our Service

1. Material Testing Screening
Mega Young set up some sample screener only for material testing screening. In order to select one proper model screener, the engineer should know consider many factors such as feed rate, vibrating speed of the machine, screen mesh size, capacity, accuracy of separation, and the countless sizes and shapes of material.

The customer could post us some bulk material for testing screening if they do not know the material features. With sample screener testing screening, Mega Young could get some key data of the material for capacity calculation.

2. Designing Screener Base On Customer's Request

As we know, the customer have specific request on the screener equipment refer to many factors such as the upstream equipments, downstream equipments and the installation room etc. They need consider the shape, dimension, position of the inlet and out for connecting the upstream equipments, downstream equipments well, need consider the dimension (length, height, width) of the screener for making sure the screener could be set up into the installation room, they need consider the structure material, the color, the mesh material etc.

Do not worry, our engineer and designer could solve the problem, they could design the screener base on your specific request.

3. Installation Guide

Our installation Manual will be together with the equipment when delivery. The installation Manual include the Notice item, Installation Guide, major components drawing, etc, the customer could finish the installation base on the Manual. Our company also could offer paid service of installation guide at site if necessary.

4. Equipment Installation At Site

Mega Young could offer the paid service of equipment installation at site if necessary.

5. Surveying and drawing at site

Mega Young could sent designer to site for surveying and drawing the installation room and situation before designing the equipment.



Sandblasting
(Left)



Inspection
(Right)

Loading in container for export

